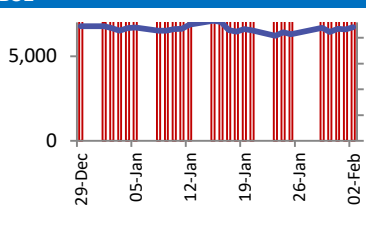
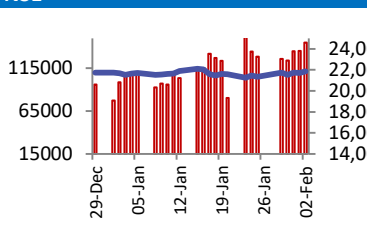


| BSE   |   | NSE  |       |      |       |     |       |       |       |        |     |               |       |                    |       |  |   |      |       |      |       |     |       |       |       |        |     |              |       |                    |        |
|---|---|------|-------|------|-------|-----|-------|-------|-------|--------|-----|---------------|-------|--------------------|-------|--|---|------|-------|------|-------|-----|-------|-------|-------|--------|-----|--------------|-------|--------------------|--------|
|  | <table border="1"> <tr><td>Open</td><td>71978</td></tr> <tr><td>High</td><td>73089</td></tr> <tr><td>Low</td><td>71949</td></tr> <tr><td>Close</td><td>72086</td></tr> <tr><td>Change</td><td>440</td></tr> <tr><td>Volume (Lacs)</td><td>14187</td></tr> <tr><td>Turnover (Rs.inCr)</td><td>11815</td></tr> </table> | Open | 71978 | High | 73089 | Low | 71949 | Close | 72086 | Change | 440 | Volume (Lacs) | 14187 | Turnover (Rs.inCr) | 11815 |  | <table border="1"> <tr><td>Open</td><td>21813</td></tr> <tr><td>High</td><td>22127</td></tr> <tr><td>Low</td><td>21806</td></tr> <tr><td>Close</td><td>21854</td></tr> <tr><td>Change</td><td>156</td></tr> <tr><td>Volume(Lacs)</td><td>72744</td></tr> <tr><td>Turnover(Rs.in Cr)</td><td>145168</td></tr> </table> | Open | 21813 | High | 22127 | Low | 21806 | Close | 21854 | Change | 156 | Volume(Lacs) | 72744 | Turnover(Rs.in Cr) | 145168 |
| Open  | 71978   |      |       |      |       |     |       |       |       |        |     |               |       |                    |       |  |   |      |       |      |       |     |       |       |       |        |     |              |       |                    |        |
| High  | 73089   |      |       |      |       |     |       |       |       |        |     |               |       |                    |       |  |   |      |       |      |       |     |       |       |       |        |     |              |       |                    |        |
| Low   | 71949   |      |       |      |       |     |       |       |       |        |     |               |       |                    |       |  |   |      |       |      |       |     |       |       |       |        |     |              |       |                    |        |
| Close   | 72086   |      |       |      |       |     |       |       |       |        |     |               |       |                    |       |  |   |      |       |      |       |     |       |       |       |        |     |              |       |                    |        |
| Change  | 440   |      |       |      |       |     |       |       |       |        |     |               |       |                    |       |  |   |      |       |      |       |     |       |       |       |        |     |              |       |                    |        |
| Volume (Lacs)   | 14187   |      |       |      |       |     |       |       |       |        |     |               |       |                    |       |  |   |      |       |      |       |     |       |       |       |        |     |              |       |                    |        |
| Turnover (Rs.inCr)  | 11815   |      |       |      |       |     |       |       |       |        |     |               |       |                    |       |  |   |      |       |      |       |     |       |       |       |        |     |              |       |                    |        |
| Open  | 21813   |      |       |      |       |     |       |       |       |        |     |               |       |                    |       |  |   |      |       |      |       |     |       |       |       |        |     |              |       |                    |        |
| High  | 22127   |      |       |      |       |     |       |       |       |        |     |               |       |                    |       |  |   |      |       |      |       |     |       |       |       |        |     |              |       |                    |        |
| Low   | 21806   |      |       |      |       |     |       |       |       |        |     |               |       |                    |       |  |   |      |       |      |       |     |       |       |       |        |     |              |       |                    |        |
| Close   | 21854   |      |       |      |       |     |       |       |       |        |     |               |       |                    |       |  |   |      |       |      |       |     |       |       |       |        |     |              |       |                    |        |
| Change  | 156   |      |       |      |       |     |       |       |       |        |     |               |       |                    |       |  |   |      |       |      |       |     |       |       |       |        |     |              |       |                    |        |
| Volume(Lacs)  | 72744   |      |       |      |       |     |       |       |       |        |     |               |       |                    |       |  |   |      |       |      |       |     |       |       |       |        |     |              |       |                    |        |
| Turnover(Rs.in Cr)  | 145168  |      |       |      |       |     |       |       |       |        |     |               |       |                    |       |  |   |      |       |      |       |     |       |       |       |        |     |              |       |                    |        |

| World Markets     | Current | Previous | Pt. Chg | Var(%) |
|-------------------|---------|----------|---------|--------|
| Dow               | 38654   | 38520    | 135     | 0.3%   |
| Dow Futures       | 38691   | 38765    | (74)    | -0.2%  |
| Nasdaq            | 15629   | 15362    | 267     | 1.7%   |
| FTSE              | 7616    | 7622     | (7)     | -0.1%  |
| Nikkei            | 36358   | 36158    | 200     | 0.6%   |
| Hang Seng         | 15391   | 15534    | (142)   | -0.9%  |
| Gift Nifty        | 21937   | 21960    | (23)    | -0.1%  |
| Straits Singapore | 3132    | 3180     | (48)    | -1.5%  |
| South Korea       | 2587    | 2615     | (29)    | -1.1%  |
| Taiwan            | 18079   | 18060    | 19      | 0.1%   |
| Shanghai          | 2647    | 2730     | (83)    | -3.0%  |

| Commodity Prices     | Current | Previous | Pt. Chg | Var(%) |
|----------------------|---------|----------|---------|--------|
| Copper (\$/MT)       | 8469    | 8482     | (13.0)  | -0.2%  |
| Alumin (\$/MT)       | 2227    | 2234     | (7.0)   | -0.3%  |
| Zinc (\$/MT)         | 2444    | 2451     | (7.5)   | -0.3%  |
| Brent Crude (\$/bbl) | 77.4    | 77.3     | 0.1     | 0.1%   |
| Gold (\$/Ounce)      | 2034    | 2040     | (5.5)   | -0.3%  |
| Silver (\$/Ounce)    | 22.6    | 22.7     | (0.1)   | -0.5%  |
| Light Crude (\$/bbl) | 72.4    | 72.3     | 0.1     | 0.2%   |
| N G (\$/mmbtu)       | 2.1     | 2.1      | (0.0)   | -0.1%  |
| Sugar (\$/MT)        | 646.9   | 642.1    | 4.8     | 0.7%   |
| Rubber (Rs./kg)      | 165.0   | 165.0    | 0.0     | 0.0%   |
| Baltic Dry Index     | 1407    | 1388     | 19.0    | 1.4%   |

| Currency Exchange Rate | Current | Previous | Var(%) |
|------------------------|---------|----------|--------|
| Rs./\$ rate            | 82.93   | 82.98    | -0.06% |
| Rs./ Euro              | 90.31   | 89.60    | 0.80%  |
| Rs./Chinese Yuan       | 11.52   | 11.53    | -0.04% |
| Yen /\$ rate           | 148.44  | 148.38   | 0.04%  |
| \$ US/Euro             | 1.08    | 1.08     | -0.07% |

| Dollar Index | Current | Previous | Var(%) |
|--------------|---------|----------|--------|
| Dollar Index | 104.08  | 103.92   | 0.15%  |

| Support/ Resistance Levels for Today |       |                |
|--------------------------------------|-------|----------------|
|                                      | Nifty | Bank Nifty Fut |
| Support 1                            | 21730 | 45880          |
| Support 2                            | 21600 | 45530          |
| Resistance                           | 22060 | 46870          |

| Securities in Ban For Trade |            |
|-----------------------------|------------|
| HINDCOPPER                  | INDUSTOWER |
| INDIACEM                    | ZEEL       |
| ZEEL                        |            |

### Market Review

**US:** US stocks ended sharply higher on Friday and the S&P 500 registered an all-time closing high as strong earnings and a blowout January employment report boosted confidence in the economy, even while lowering the likelihood that the Federal Reserve will cut interest rates any time soon.

**Asia:** Asian shares fell on Monday and the dollar climbed after a robust U.S. jobs report dashed any expectations of a near-term interest rate cut from the Federal Reserve, while stocks in China stocks remained on the back foot on weak sentiment.

**India:** India's benchmark Nifty 50 index hit an all-time high for the fifth time this year on Friday, led by gains in Reliance Industries and IT stocks, and as the government's fiscal prudence in its budget also boosted sentiment. **Market is expected to open on flattish note and likely to witness sideways move during the day.**

**Global Economy:** The U.S. economy added far more jobs than expected in January, pointing to lingering strength in the labor market that could bolster the case for the Federal Reserve to delay cutting interest rates. Nonfarm payrolls in the world's largest economy rose by 353,000 last month, increasing from an upwardly revised total of 333,000 in December, according to data from the Bureau of Labor Statistics.

Australia clocked a bigger-than-expected trade surplus in December as improved offshore demand for fuels and metals helped push up exports, while increased consumer spending during the year-end holidays supported imports. The country's trade balance showed a surplus of A\$10.96 billion in December, data from the Australian Bureau of Statistics showed on Monday. The reading was slightly above expectations for a surplus of A\$10.51 billion, but retreated from the A\$11.44 billion seen in November.

**Commodities:** Gold price holds positive ground during the early Asian session on Monday. The upbeat US jobs report dampened hopes for a March rate cut, which weighs on the yellow metal.

Oil prices rose slightly in Asian trade on Monday and were nursing steep losses from the prior week amid waning hopes of early interest rate cuts in the U.S., while focus remained on any talk of a ceasefire in the Israel-Hamas war.

**Currency:** Dollar rose to an eight-week high against its major peers on Monday as traders clawed back bets for aggressive rate cuts by the Federal Reserve this year in view of a still-resilient US economy.

FII Derivative Transactions (Rs. Cr)

| Contracts    | Purchase        |                | Sell            |                | Net Value   | Open Interest (OI) |               | OI (Previous day) |               | Change         |              |
|--------------|-----------------|----------------|-----------------|----------------|-------------|--------------------|---------------|-------------------|---------------|----------------|--------------|
|              | Contract        | Value          | Contract        | Value          |             | Contract           | Value         | Contract          | Value         | Contract       | Value        |
| Index Future | 48407           | 4358           | 42964           | 3761           | 597         | 214011             | 18108         | 215386            | 18095         | (1375)         | 13           |
| Index Option | 19158744        | 1650135        | 19246241        | 1653989        | (3854)      | 4067322            | 352843        | 3099051           | 268231        | 968271         | 84612        |
| Stock Future | 339051          | 29115          | 255175          | 21897          | 7218        | 2939603            | 235446        | 2918391           | 231895        | 21212          | 3551         |
| Stock Option | 403205          | 35255          | 399540          | 34963          | 292         | 297818             | 24764         | 274227            | 22549         | 23591          | 2215         |
| <b>Total</b> | <b>19949407</b> | <b>1718863</b> | <b>19943920</b> | <b>1714610</b> | <b>4253</b> | <b>7518754</b>     | <b>631161</b> | <b>6507055</b>    | <b>540770</b> | <b>1011699</b> | <b>90391</b> |

| FII All Activity-BBG (Rs Cr) | Buy          | Sell         | Net           |
|------------------------------|--------------|--------------|---------------|
| 25-Jan-24                    | 43302        | 38232        | 5070          |
| 29-Jan-24                    | 22001        | 26266        | (4264)        |
| 30-Jan-24                    | 14447        | 16261        | (1815)        |
| 31-Jan-24                    | 25953        | 24213        | 1740          |
| 1-Feb-24                     | 19034        | 18721        | 313           |
| <b>Month to date-Feb</b>     | <b>19034</b> | <b>18721</b> | <b>313</b>    |
| FII (Prov.) (Rs Cr)          | Buy          | Sell         | Net           |
| 29-Jan-24                    | 19030        | 18920        | 110           |
| 30-Jan-24                    | 14276        | 16246        | (1971)        |
| 31-Jan-24                    | 26054        | 24393        | 1661          |
| 1-Feb-24                     | 19288        | 21168        | (1880)        |
| 2-Feb-24                     | 15476        | 15406        | 71            |
| <b>Month to date- Feb</b>    | <b>34764</b> | <b>36573</b> | <b>(1809)</b> |
| DII (Prov.) (Rs. Cr)         | Buy          | Sell         | Net           |
| 29-Jan-24                    | 14592        | 11371        | 3221          |
| 30-Jan-24                    | 12667        | 11664        | 1003          |
| 31-Jan-24                    | 15597        | 13054        | 2543          |
| 1-Feb-24                     | 12991        | 12119        | 872           |
| 2-Feb-24                     | 14098        | 11634        | 2463          |
| <b>Month to date-Feb</b>     | <b>27089</b> | <b>23753</b> | <b>3336</b>   |
| FII Debt - BBG (Rs. Cr)      | Buy          | Sell         | Net           |
| 25-Jan-24                    | 2431         | 2059         | 371           |
| 29-Jan-24                    | 1784         | 1945         | (161)         |
| 30-Jan-24                    | 3205         | 699          | 2507          |
| 31-Jan-24                    | 3363         | 771          | 2593          |
| 1-Feb-24                     | 2951         | 684          | 2268          |
| <b>Month to date-Feb</b>     | <b>2951</b>  | <b>684</b>   | <b>2268</b>   |

| Market Breadth | BSE  |     | NSE  |     |
|----------------|------|-----|------|-----|
|                | No.  | %   | No.  | %   |
| Advance        | 1998 | 51% | 1336 | 51% |
| Decline        | 1845 | 47% | 1211 | 46% |
| Unchanged      | 100  | 3%  | 82   | 3%  |

| Market Turnover | 02-Feb   | 01-Feb   | Var (%) |
|-----------------|----------|----------|---------|
| BSE Cash        | 11815    | 17737    | -33%    |
| NSE Cash        | 145168   | 135499   | 7%      |
| NSE Futures     | 184840   | 163994   | 13%     |
| NSE Options     | 17495779 | 49552519 | -65%    |
| Total (Rs.Cr)   | 17837602 | 49869749 | -64%    |

| Volatility Index | 02-Feb | 01-Feb |
|------------------|--------|--------|
| Volatility Index | 14.70  | 14.46  |

| Index PE - TTM | 02-Feb | Yr. High | Yr. Low |
|----------------|--------|----------|---------|
| Sensex         | 24.6   | 26.0     | 21.8    |
| Nifty          | 22.5   | 28.8     | 20.0    |

Corporate News

**Cochin Shipyard has been awarded a contract worth Rs 150 crore by the Indian Navy**

The state-owned shipping company has entered into a contract with the Indian Navy for the medium refits of two Indian naval vessels. This multiple-refinance contract was worth Rs 150 crore. Its scope of work includes dry-docking and refit as well as upgrading equipment on board the ships. (MC)

**KPI Green Energy received order from Aether industries**

KPIG Energia, a wholly owned subsidiary of the company, has received a new order of 15 MW for executing a solar power project under the captive power producer (CPP) segment from Aether Industries. The projects are scheduled to be completed in FY25, in various tranches. (MC)

**Aurobindo partially halts production at Eugia's Unit-III formulations facility after 9 USFDA observations**

The United States Food and Drug Administration (US FDA) inspected Unit-III, a formulation manufacturing facility of Eugia Pharma Specialities, a wholly owned subsidiary of the company in Telangana, from January 22 to February 2. The US FDA closed its inspection with nine observations for the said unit. The company has decided to temporarily stop manufacturing on certain lines to conduct a holistic investigation and the corresponding partial distribution thereto. At this point in time, the company sees no material impact on the business. (ET)

Economy

**India aims to collect up to Rs 14,000 crore from online gambling tax in FY25**

Indian Revenue Secretary Sanjay Malhotra predicts that the government will collect up to Rs 14,000 crore (\$1.7 billion) in goods and services tax (GST) next year by taxing online gambling companies. The tax, imposed in October, aimed to boost the industry, which is backed by global investors. (ET)

International

**Exclusive-Eisai expects 1,500 Alzheimer's patients in China launch, sees 'huge' growth**

Japan's Eisai aims to roll out its groundbreaking Alzheimer's drug Leqembi to 1,500 people in China later this year, but expects growth to accelerate significantly in 2025 as diagnosis methods change. More convenient Alzheimer's blood tests expected to be ready then could help Eisai reach a bigger share of China's estimated 17 million people with early-stage disease. (Reuters)

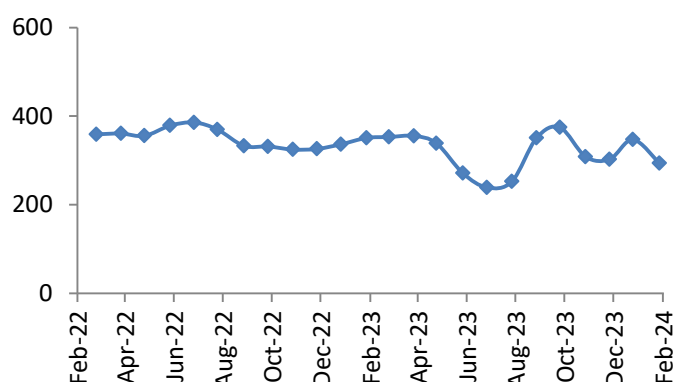
| Top 5 Nifty Gainers | 02-Feb | 01-Feb | Var(%) |
|---------------------|--------|--------|--------|
| BPCL                | 558    | 508    | 9.8%   |
| POWERGRID           | 277    | 266    | 4.3%   |
| ONGC                | 257    | 248    | 3.9%   |
| ADANI PORTS         | 1261   | 1219   | 3.5%   |
| NTPC                | 333    | 322    | 3.3%   |
| Top 5 Nifty Losers  | 02-Feb | 01-Feb | Var(%) |
| EICHERMOT           | 3826   | 3933   | -2.7%  |
| AXISBANK            | 1067   | 1084   | -1.6%  |
| HDFCLIFE            | 579    | 587    | -1.4%  |
| HDFCBANK            | 1446   | 1466   | -1.4%  |
| HINDUNILVR          | 2453   | 2474   | -0.8%  |

| BSE Index Watch | Last  | 1 day | 1 wk  | 1 mth | 1 yr   |
|-----------------|-------|-------|-------|-------|--------|
| SENSEX          | 72086 | 0.6%  | 2.0%  | 0.1%  | 18.5%  |
| MIDCAP          | 38928 | 0.8%  | 3.1%  | 3.2%  | 59.2%  |
| SMLCAP          | 45850 | 0.5%  | 3.3%  | 4.6%  | 64.6%  |
| AUTO            | 44328 | 0.4%  | 4.0%  | 6.2%  | 44.8%  |
| BANKEX          | 51975 | -0.5% | 2.4%  | -4.2% | 10.6%  |
| Capital Goods   | 56072 | 0.0%  | -1.5% | -0.3% | 64.9%  |
| FMCG            | 19899 | -0.2% | -0.2% | -4.1% | 20.0%  |
| Health Care     | 33786 | 0.2%  | 2.4%  | 3.7%  | 52.6%  |
| IT              | 38045 | 2.2%  | 2.3%  | 7.2%  | 25.0%  |
| METAL           | 27276 | 2.9%  | 4.5%  | 3.0%  | 30.0%  |
| Oil & Gas       | 27005 | 4.2%  | 9.5%  | 13.9% | 53.1%  |
| Power           | 6475  | 1.8%  | 5.6%  | 7.6%  | 78.7%  |
| Realty          | 6752  | 0.8%  | 3.8%  | 1.1%  | 108.0% |

| NSE USD Futures            | 02-Feb | 01-Feb | Var (%) |
|----------------------------|--------|--------|---------|
| Feb Expiry (Rs./\$)        | 82.84  | 82.99  | -0.2%   |
| March Expiry (Rs./\$)      | 82.93  | 83.02  | -0.1%   |
| Total Turnover (Rs. Crore) | 30836  | 25917  | 19%     |

| Sectors                | TTM PE |
|------------------------|--------|
| Auto                   | 29.72  |
| Auto Ancillary         | 44.81  |
| Banking                | 15.52  |
| Engineering            | 40.83  |
| Cement                 | 80.3   |
| Diamonds & Jewellery   | 47.63  |
| Housing Finance        | 20.51  |
| Infrastructure & Const | 33.95  |
| Metals-Aluminium       | 41.5   |
| Metal - Steel          | 16.51  |
| Oil Expl.              | 20.42  |
| Pharma                 | 11.31  |
| Power – Gen. Supp.     | 46.35  |
| Information Tech.      | 20.72  |
| Sugar                  | 15.47  |
| Telecom Serv. Prov.    | 19.84  |
| Tyres                  | 31.69  |

China Soda Ash spot price (\$/MT) (Source: BBG)



| 10 year G-Sec Yield | Current | Previous | Change  |
|---------------------|---------|----------|---------|
| US                  | 4.07%   | 4.02%    | 5 bps   |
| Japan               | 0.72%   | 0.67%    | 5 bps   |
| India               | 7.06%   | 7.06%    | (0) bps |
| UK                  | 3.92%   | 3.75%    | 17 bps  |
| Libor 3 Mths        | 5.55%   | 5.53%    | 2 bps   |

| Indian Eco Data            | Current | Previous | Var(%) |
|----------------------------|---------|----------|--------|
| Forex Reserve (US\$ in bn) | 525     | 528      | -0.7%  |
| Inflation - WPI            | 0.73%   | 0.26%    | 47 bps |
| Inflation - CPI            | 5.69%   | 5.55%    | 14 bps |

| India GDP | Q2FY24 | Q1FY24 | Var(%)   |
|-----------|--------|--------|----------|
| Growth    | 7.60%  | 7.80%  | (20) bps |

| Monetary Policy                      | Current | Previous | Change |
|--------------------------------------|---------|----------|--------|
| Repo Rate                            | 6.50%   | 6.50%    | 0 bps  |
| Reverse Repo Rate                    | 3.35%   | 3.35%    | 0 bps  |
| CRR                                  | 4.50%   | 4.50%    | 0 bps  |
| O/S Banking System Liquidity (Rs bn) | -1409   | -1914    | 505.7  |

| IIP Growth %  | Nov-23 | Nov-22 | YTD |
|---------------|--------|--------|-----|
| IIP           | 2.4    | 7.6    | 6.0 |
| Mining        | 6.8    | 9.7    | 8.5 |
| Manufacturing | 1.2    | 6.7    | 5.9 |
| Electricity   | 5.8    | 12.7   | 7.0 |

ADR Price Movement

| Company      | Price (US\$) | Volume  | Previous Day Price | Volume   | Variance (%) | No. of Share Per ADR | ADR Price (Rs.) | BSE Price | Variance (%) |
|--------------|--------------|---------|--------------------|----------|--------------|----------------------|-----------------|-----------|--------------|
| Infosys Tech | 20.35        | 6117920 | 20.19              | 8251384  | 0.79%        | 1                    | 1687.52         | 1693.35   | -0.3%        |
| Wipro        | 5.77         | 2632839 | 5.70               | 1714351  | 1.23%        | 1                    | 478.48          | 483.15    | -1.0%        |
| Dr.Reddy's   | 72.19        | 239885  | 72.38              | 166395   | -0.26%       | 1                    | 5986.36         | 6039.50   | -0.9%        |
| ICICI Bank   | 24.60        | 4568653 | 25.09              | 10739874 | -1.95%       | 2                    | 1019.98         | 1024.00   | -0.4%        |
| HDFC Bank    | 54.80        | 3460283 | 56.66              | 4239473  | -3.28%       | 3                    | 1514.76         | 1446.15   | 4.7%         |

GDR's (US\$)

|     | Prices | Prev. Close | Change | Var % |
|-----|--------|-------------|--------|-------|
| L&T | 40.60  | 40.70       | (0.1)  | -0.2% |
| RIL | 70.20  | 69.00       | 1.2    | 1.7%  |
| SBI | 77.80  | 78.80       | (1.0)  | -1.3% |

US Economy Data

|                  | Current | Previous |
|------------------|---------|----------|
| Inflation (YoY)  | 3.40%   | 3.10%    |
| Unemployment (%) | 3.70%   | 3.70%    |

Interest Rate (%)

|          | Current | Previous |
|----------|---------|----------|
| Fed Rate | 5.50%   | 5.50%    |

US GDP

|                         | Q4CY23 | Q3CY23 |
|-------------------------|--------|--------|
| Growth (QoQ Annualized) | 3.30%  | 4.90%  |

China Economy Data

|                     | Current | Previous |
|---------------------|---------|----------|
| GDP                 | 5.20%   | 4.90%    |
| Inflation – CPI (%) | -0.30%  | -0.50%   |

Economic Calendar

|                                     | Date   |
|-------------------------------------|--------|
| Indian GDP Data                     | 29 Feb |
| Indian Inflation Data CPI           | 12 Feb |
| Indian Inflation Data WPI           | 14 Feb |
| Indian Monetary Policy              | 8 Feb  |
| India's Industrial Production (IIP) | 12 Feb |
| US Inflation Data                   | 13 Feb |
| US GDP                              | 28 Feb |
| US Unemployment Data                | 08 Mar |
| US Fed Rate                         | 20 Mar |
| China GDP                           | 16 Apr |
| China Inflation Data                | 8 Feb  |

Event Update

| Name  | Date     | Purpose   |
|---|----------|---|
| Apcotex Industries Ltd.                           | 05/02/24 | Rs.2.00 per share(100%)Interim Dividend         |
| CG Power and Industrial Solutions Ltd.            | 05/02/24 | Rs.1.30 per share(65%)Interim Dividend          |
| Coforge Ltd.                                      | 05/02/24 | Rs.19.00 per share(190%)Third Interim Dividend  |
| Maagh Advertising And Marketing Services Ltd.     | 05/02/24 | Bonus issue                                     |
| Mahanagar Gas Ltd.                                | 05/02/24 | Rs.12.00 per share(120%)Interim Dividend        |
| Sona BLW Precision Forgings Ltd.                  | 05/02/24 | Rs.1.53 per share(15.3%)Interim Dividend        |
| Tanla Platforms Ltd.                              | 05/02/24 | Rs.6.00 per share(600%)Interim Dividend         |
| Aarti Drugs Ltd.                                  | 06/02/24 | Rs.1.00 per share(10%)Interim Dividend          |
| CMS Info Systems Ltd.                             | 06/02/24 | Rs.2.50 per share(25%)Interim Dividend          |
| GAIL (India) Ltd.                                 | 06/02/24 | Rs.5.50 per share(55%)Interim Dividend          |
| Kirloskar Pneumatic Company Ltd.                  | 06/02/24 | Rs.2.50 per share(125%)Interim Dividend         |
| Motilal Oswal Financial Services Ltd.             | 06/02/24 | Rs.14.00 per share(1400%)Interim Dividend       |
| NTPC Ltd.   | 06/02/24 | Rs.2.25 per share(22.5%)Second Interim Dividend |
| Shriram Finance Ltd.                              | 06/02/24 | Rs.10.00 per share(100%)Second Interim Dividend |
| Bhansali Engineering Polymers Ltd.                | 07/02/24 | Rs.1.00 per share(100%)Third Interim Dividend   |
| Cholamandalam Investment and Finance Company Ltd. | 07/02/24 | Rs.1.30 per share(65%)Interim Dividend          |
| Container Corporation Of India Ltd.               | 07/02/24 | Rs.4.00 per share(80%)Third Interim Dividend    |
| Hindustan Petroleum Corporation Ltd.              | 07/02/24 | Rs.15.00 per share(150%)Interim Dividend        |
| Intellivate Capital Ventures Ltd.                 | 07/02/24 | Bonus issue                                     |
| SRF Ltd.  | 07/02/24 | Rs.3.60 per share(36%)Second Interim Dividend   |

**Bulk Deal As On 02/02/24**

| BSE           |               |   |      |          |        |
|---------------|---------------|---|------|----------|--------|
| Security Code | Security Name | Client Name                                       | Deal | Quantity | Price  |
| 540615        | 7NR           | RAVI PALLAPU                                      | S    | 193000   | 6.33   |
| 539773        | ADVIKCA       | KOMAL VISHAL KOTHARI                              | S    | 2551434  | 3.61   |
| 538351        | AFEL          | ABHAY MADHUKARRAO PATIL                           | S    | 77749    | 9.72   |
| 537069        | ARNOLD        | VAISHALI SHEKHAR CHANNE                           | S    | 205000   | 37.08  |
| 541702        | ASHNI         | AALPS COMMODITIES LLP                             | S    | 625000   | 8.84   |
| 541702        | ASHNI         | SHALIN ASHOK SHAH                                 | S    | 1000000  | 8.77   |
| 543439        | BRANDBUCKT    | SYNEMATIC MEDIA AND CONSULTING PRIVATE LIMITED    | S    | 190000   | 27.12  |
| 539598        | CGFL          | AMAY SPINCOT PRIVATE LIMITED                      | S    | 159330   | 140.07 |
| 539598        | CGFL          | VIKAS KATARIA                                     | B    | 71000    | 140    |
| 504340        | CONFINT       | MULTIPLIER SHARE & STOCK ADVISORS PRIVATE LIMITED | S    | 90956    | 9.65   |
| 512379        | CRESSAN       | GEETANJALI GUNAJI MEDHEKAR                        | S    | 2473915  | 23.95  |
| 512379        | CRESSAN       | GEETANJALI GUNAJI MEDHEKAR                        | B    | 2293276  | 23.99  |
| 511413        | CREST         | VERNALIS SYSTEMS PRIVATE LTD                      | S    | 307000   | 460.38 |
| 542724        | EARUM         | SETU SECURITIES PVT. LTD.                         | S    | 1250000  | 2.57   |
| 542724        | EARUM         | SETU SECURITIES PVT. LTD.                         | B    | 286513   | 2.35   |
| 544094        | EUPHORIAIT    | MULTIPLIER SHARE & STOCK ADVISORS PRIVATE LIMITED | S    | 22800    | 158.02 |
| 544094        | EUPHORIAIT    | MULTIPLIER SHARE & STOCK ADVISORS PRIVATE LIMITED | B    | 168000   | 155.7  |
| 544094        | EUPHORIAIT    | PARESH DHIRAJLAL SHAH                             | S    | 51600    | 155.7  |
| 540190        | FRANKLININD   | KEDARNATHPARIDA                                   | S    | 204508   | 5.55   |
| 540190        | FRANKLININD   | MULTIPLIER SHARE & STOCK ADVISORS PRIVATE LIMITED | S    | 320032   | 5.55   |
| 540190        | FRANKLININD   | MULTIPLIER SHARE & STOCK ADVISORS PRIVATE LIMITED | B    | 250000   | 5.55   |
| 539216        | GARMNTMNTR    | B H LAKHANI                                       | S    | 715685   | 7.95   |
| 539216        | GARMNTMNTR    | C J MANIYAR                                       | S    | 750000   | 8.14   |
| 539216        | GARMNTMNTR    | GREEN PEAKS ENTERPRISES LLP                       | S    | 502052   | 8.15   |
| 539216        | GARMNTMNTR    | GREEN PEAKS ENTERPRISES LLP                       | B    | 502060   | 8.16   |
| 539216        | GARMNTMNTR    | LATA KAILASH KOTHARI                              | S    | 750000   | 8.16   |
| 539216        | GARMNTMNTR    | P S SHETH   | S    | 750000   | 8.15   |
| 539216        | GARMNTMNTR    | SAROJ TEJPRAKASH DANGI                            | S    | 843750   | 8.1    |
| 539216        | GARMNTMNTR    | TEJ PRAKASH SOHAN LAL DANGI                       | S    | 626383   | 8.16   |
| 539216        | GARMNTMNTR    | TEJ PRAKASH SOHANLAL DANGI HUF                    | S    | 673911   | 8.16   |
| 539216        | GARMNTMNTR    | V N SHAH  | S    | 750000   | 8.12   |
| 539216        | GARMNTMNTR    | YUGA STOCKS AND COMMODITIES PRIVATE LIMITED .     | S    | 500000   | 8.16   |
| 539216        | GARMNTMNTR    | YUGA STOCKS AND COMMODITIES PRIVATE LIMITED .     | B    | 750000   | 8.16   |
| 540614        | GGENG         | MULTIPLIER SHARE & STOCK ADVISORS PRIVATE LIMITED | S    | 5000000  | 2.87   |
| 513309        | GOLKONDA      | SHIPRABATHLA                                      | S    | 43603    | 17.19  |
| 526967        | HEERAISP      | JR SEAMLESS PRIVATE LIMITED                       | S    | 56173    | 10.26  |
| 524400        | ISHITADR      | KALPANA MADHANI SECURITIES PRIVATE LIMITED        | B    | 26003    | 96.55  |
| 538422        | JACKSON       | MULTIPLIER SHARE & STOCK ADVISORS PRIVATE LIMITED | S    | 1840551  | 0.94   |
| 531784        | KCLINFRA      | ASODARIYA SAMIR RAMJIBHAI                         | B    | 5000000  | 2.75   |
| 531784        | KCLINFRA      | BISHAL P MORE                                     | B    | 1400000  | 2.85   |
| 531784        | KCLINFRA      | MONIKA DEVI BAPNA                                 | S    | 871536   | 2.75   |
| 531784        | KCLINFRA      | NARENDRA SINGH CHHAJERH                           | S    | 1050000  | 2.75   |
| 531784        | KCLINFRA      | PRATIK KHANDELWAL                                 | S    | 1658579  | 2.75   |
| 531784        | KCLINFRA      | SANJAY BAPNA                                      | S    | 1084451  | 2.76   |
| 531784        | KCLINFRA      | SAROJ GUPTA                                       | S    | 3939847  | 2.95   |
| 531784        | KCLINFRA      | SHIVAAY TRADING COMPANY                           | B    | 2300000  | 3      |
| 531784        | KCLINFRA      | SUNITA DEVI BAPNA                                 | S    | 1542886  | 2.75   |
| 531784        | KCLINFRA      | SUSHEEL BAPNA                                     | S    | 1850000  | 2.75   |

|        |            |   |   |          |        |
|--------|------------|---|---|----------|--------|
| 531784 | KCLINFRA   | SUSHILA DEVI BAPNA                                | S | 1196279  | 2.75   |
| 504392 | KRISHNA    | FRESHPLATE AGRO FOODS PRIVATE LIMITED             | S | 342616   | 78     |
| 537800 | MANGIND    | GARUDA MART INDIA PRIVATE LIMITED                 | S | 10000000 | 6.46   |
| 537800 | MANGIND    | INDIAN CO-OPERATIVE CREDIT SOCIETY LIMITED        | B | 7225000  | 6.46   |
| 530557 | NCLRESE    | VIBRANT SECURITIES PRIVATE LIMITED                | S | 7250146  | 0.73   |
| 530557 | NCLRESE    | VIBRANT SECURITIES PRIVATE LIMITED                | B | 5703275  | 0.73   |
| 540243 | NEWLIGHT   | MINAXI NAYAN ZAVERI                               | S | 14334    | 17.6   |
| 540243 | NEWLIGHT   | RUCHIRA GOYAL                                     | B | 16906    | 17.62  |
| 543400 | OMNIPOTENT | PRINCE P SHAH                                     | S | 84000    | 14.92  |
| 540198 | OSIAJEE    | RAJIV HARIT                                       | S | 29251    | 27.2   |
| 538742 | PANABYTE   | RAMESH FAKIRA KAMBLE                              | S | 26000    | 18.65  |
| 538742 | PANABYTE   | VARSHA AJAY ATHA                                  | B | 47151    | 18.4   |
| 543390 | POLICYBZR  | PI OPPORTUNITIES FUND II                          | S | 4643528  | 985.07 |
| 544091 | QLL        | MANSI SHARE & STOCK ADVISORS PRIVATE LIMITED      | S | 150000   | 165.12 |
| 544091 | QLL        | PARESH DHIRAJLAL SHAH                             | S | 75600    | 162.55 |
| 544091 | QLL        | TOPGAIN FINANCE PRIVATE LIMITED                   | B | 42000    | 162.55 |
| 531273 | RADHEDE    | MULTIPLIER SHARE & STOCK ADVISORS PRIVATE LIMITED | S | 4856568  | 3.66   |
| 531273 | RADHEDE    | SAHASTRAA ADVISORS PRIVATE LIMITED                | S | 2712822  | 3.85   |
| 531273 | RADHEDE    | SAHASTRAA ADVISORS PRIVATE LIMITED                | B | 5440607  | 3.6    |
| 530271 | RICHUNV    | MADHAVI PANDEY                                    | S | 50220    | 19.33  |
| 530271 | RICHUNV    | MALLANNA LAKSHMINARAYANA                          | B | 51000    | 19.33  |
| 543625 | SECURCRED  | HARSHAWARDHAN HANMANT SABALE                      | B | 450000   | 20.81  |
| 540072 | SHIVAEXPO  | BHUYA MANSUKHBHAI VIPUL                           | B | 90000    | 10     |
| 519566 | SIMRAN     | SIDDHARTHA BHAIYA                                 | S | 23311    | 165.49 |
| 539584 | SIPTL      | NIKHIL RAJESH SINGH                               | B | 458000   | 1.13   |
| 543924 | SONALIS    | DHANASHREE NIKHIL THOSAR                          | B | 14000    | 33.76  |
| 531370 | SPAR       | PRAKASH SHAH                                      | S | 124211   | 33     |
| 540738 | STL        | CHANDRIKABEN RAJNIKANT SHAH                       | S | 2978850  | 55.07  |
| 540738 | STL        | JAYPALSINH SURUBHA HUF                            | B | 399000   | 55     |
| 540738 | STL        | JIGNESH AMRUTLAL THOBHANI                         | B | 757781   | 55     |
| 532070 | SUMUKA     | FORTUNA FUNDCAP PRIVATE LIMITED                   | B | 44000    | 180.74 |
| 526133 | SUPERTEX   | TRINA DEVANG VYAS                                 | S | 60101    | 13     |
| 539310 | THINKINK   | TUSHARKUMAR ASHOKBHAI SOLANKI                     | B | 150000   | 89.21  |
| 543310 | TIMESGREEN | ARYAMAN BROKING LIMITED                           | B | 22000    | 80.45  |
| 543310 | TIMESGREEN | NOPEA CAPITAL SERVICES PRIVATE LIMITED            | S | 20000    | 80.13  |
| 521188 | UNITEDTE   | VIVEK SUNIL MEHTA                                 | S | 16500    | 18.85  |
| 521188 | UNITEDTE   | VIVEK SUNIL MEHTA                                 | B | 1990     | 19.66  |
| 526987 | URJA       | MANSI SHARE & STOCK ADVISORS PRIVATE LIMITED      | S | 512715   | 39.85  |
| 526987 | URJA       | MANSI SHARE & STOCK ADVISORS PRIVATE LIMITED      | B | 2785848  | 39.85  |
| 511523 | VEERHEALTH | SIDHESHBHAI DEVABHAI RAVAL                        | B | 107344   | 24.95  |
| 542803 | VEL        | ASHOKBHAI MADHUBHAI KORAT                         | S | 25000    | 13     |
| 542803 | VEL        | ASHOKBHAI MADHUBHAI KORAT                         | B | 131302   | 12.07  |
| 542803 | VEL        | HITESHA VISHAL DAVE                               | B | 50000    | 13     |
| 542803 | VEL        | SHILPA A JOSHI                                    | S | 170100   | 12.1   |

NSE

| Security Code | Security Name             | Client Name                                      | Deal | Quantity | Price  |
|---------------|---------------------------|--|------|----------|--------|
| AKANKSHA      | Akanksha Power N Infra L  | LC RADIANCE FUND VCC                             | SELL | 100000   | 120.22 |
| ATALREAL      | Atal Realtech Limited     | KAUSHIK MAHESH WAGHELA                           | SELL | 915749   | 16.21  |
| BTML          | Bodhi Tree Multimedia Ltd | RAHUL JAIN                                       | BUY  | 84135    | 214.57 |
| BRIGHT        | Bright Solar Limited      | GREEN PEAKS ENTERPRISES LLP                      | BUY  | 132000   | 10.35  |
| BRIGHT        | Bright Solar Limited      | STATSOL RESEARCH LLP                             | BUY  | 213000   | 10.35  |
| CORDSCABLE    | Cords Cable Industries Li | ASHISH CHUGH                                     | BUY  | 66000    | 141.29 |
| DELAPLEX      | Delaplex Limited          | HARSHIT BIREN GANDHI                             | BUY  | 48000    | 309    |
| DELAPLEX      | Delaplex Limited          | HEENA GANDHI                                     | BUY  | 48000    | 309    |
| DELAPLEX      | Delaplex Limited          | SAURABH TRIPATHI                                 | BUY  | 60600    | 306.64 |
| DHTL          | Docmode Health Tech Ltd   | AJAY KUMAR BALDWA                                | BUY  | 20800    | 188.35 |
| DHTL          | Docmode Health Tech Ltd   | BHAVUK GHAI                                      | BUY  | 20800    | 190.77 |
| DHTL          | Docmode Health Tech Ltd   | JAIN SANJAY POPATLAL                             | BUY  | 16000    | 190.25 |
| DHTL          | Docmode Health Tech Ltd   | NIKUNJ KAUSHIK SHAH                              | BUY  | 16000    | 190.25 |
| DHTL          | Docmode Health Tech Ltd   | RIKHAV SECURITIES LIMITED                        | SELL | 43200    | 186.97 |
| DHTL          | Docmode Health Tech Ltd   | SETU SECURITIES PVT LTD                          | BUY  | 19200    | 181.25 |
| DHTL          | Docmode Health Tech Ltd   | SHANTILAL NAGAJI KORDIA HUF                      | BUY  | 16000    | 199.08 |
| DHTL          | Docmode Health Tech Ltd   | TOPGAIN FINANCE PRIVATE LIMITED                  | BUY  | 20800    | 190.25 |
| DHTL          | Docmode Health Tech Ltd   | VIJIT GLOBAL SECURITIES PRIVATE LIMITED          | BUY  | 156800   | 193.93 |
| FONEBOX       | Fonebox Retail Limited    | NAV CAPITAL VCC - NAV CAPITAL EMERGING STAR FUND | BUY  | 56000    | 194.28 |
| FONEBOX       | Fonebox Retail Limited    | V H ENTERPRISES PRIVATE LIMITED                  | BUY  | 66000    | 200    |
| HISARMETAL    | Hisar Metal Ind. Limited  | ANANTH VUMMIDI                                   | SELL | 40000    | 206.5  |
| HMAAGRO       | HMA Agro Industries Ltd   | RADIANT GLOBAL FUND                              | SELL | 7000000  | 72.5   |
| IBULHSGFIN    | Indiabulls Hsg Fin Ltd    | VIBGYOR INVESTORS ## DEVELOPERS PVT LTD          | SELL | 2500000  | 189.12 |
| INFIBEAM      | Infibeam Avenues Limited  | ABHISHEK MAYUR DESAI                             | SELL | 3150000  | 38     |
| INFIBEAM      | Infibeam Avenues Limited  | SONAL DESAI                                      | BUY  | 3150000  | 38     |
| NGIL          | Nakoda Group of Ind. Ltd  | AHUJA KUNAL                                      | BUY  | 103500   | 66.93  |
| PAYTM         | One 97 Communications Lt  | MORGAN STANLEY ASIA (SINGAPORE) PTE. - ODI       | BUY  | 5000000  | 487.2  |
| PRICOLLTD     | Pricol Limited            | PHI CAPITAL SOLUTIONS LLP                        | SELL | 2000000  | 408.08 |
| PRICOLLTD     | Pricol Limited            | SOCIETE GENERALE                                 | BUY  | 824704   | 408.05 |
| RAJMET        | Rajnandini Metal Limited  | HET RAM  | SELL | 1790000  | 15.12  |
| RITZONE       | Rite Zone Chemcon Ind Ltd | AFFLUENCE SOFT TECH SOLUTIONS PRIVATE LIMITED    | SELL | 67200    | 55.05  |
| SALASAR       | Salasar Techno Engg. Ltd. | BLB LIMITED                                      | SELL | 3983974  | 29.4   |
| SARVESHWAR    | Sarveshwar Foods Limited  | ADVIKCA FINVEST LIMITED                          | SELL | 5000000  | 7.93   |
| SARVESHWAR    | Sarveshwar Foods Limited  | NUTESH KUMAR SINGLA                              | SELL | 5000000  | 7.9    |
| SECURCRED     | SecUR Credentials Limited | HARSHAWARDHAN HANMANT SABALE                     | BUY  | 1075000  | 20.77  |
| SECURCRED     | SecUR Credentials Limited | JAINAM BROKING LIMITED                           | SELL | 700000   | 20.78  |
| SKIPPER-RE    | Skipper Limited           | ASHOK KUMAR JAIN                                 | BUY  | 330600   | 96.61  |
| SKIPPER-RE    | Skipper Limited           | AVANI TODI                                       | BUY  | 175000   | 90.08  |
| SKIPPER-RE    | Skipper Limited           | B L SARAOGI & SONS                               | BUY  | 147000   | 102    |
| SKIPPER-RE    | Skipper Limited           | PANCHATANTRA ADVISORS LLP                        | BUY  | 300000   | 102.5  |
| SKIPPER-RE    | Skipper Limited           | PRADIP KUMAR TODI                                | BUY  | 224601   | 93.78  |
| SKIPPER-RE    | Skipper Limited           | RIDHI SIDHI DISTRIBUTOR PRIVATE LIMITED          | SELL | 213707   | 92.41  |
| SKIPPER-RE    | Skipper Limited           | RISHABH STOCKS PRIVATE LIMITED RISHABH           | BUY  | 147000   | 102    |
| SKIPPER-RE    | Skipper Limited           | SK BANSAL FAMILY TRUST                           | SELL | 625942   | 99.31  |
| SKIPPER-RE    | Skipper Limited           | SK BANSAL HERITAGE TRUST                         | SELL | 462204   | 91.49  |
| SKIPPER-RE    | Skipper Limited           | SK BANSAL UNITY TRUST                            | SELL | 450000   | 102    |
| SKIPPER-RE    | Skipper Limited           | TODI SHOBHA DEVI                                 | BUY  | 145000   | 92     |
| SKIPPER-RE    | Skipper Limited           | TODI UDIT  | BUY  | 169942   | 93.47  |
| SWANENERGY    | Sw an Energy Limited      | 2I CAPITAL PCC                                   | SELL | 2500000  | 657.27 |
| TARMAT        | Tarmat Limited            | RISEROSE BUSINESS PRIVATE LIMITED                | SELL | 274967   | 107.22 |
| TFCILTD       | Tourism Finance Corp      | AATMAN INNOVATIONS PRIVATE LIMITED               | BUY  | 500000   | 204.3  |
| TFCILTD       | Tourism Finance Corp      | QUANT MUTUAL FUND                                | BUY  | 600000   | 208.57 |

**Disclosure:**

Research Reports that are published by Nirmal Bang Securities Private Limited (hereinafter referred to as “NBSPL”) are for private circulation only. NBSPL is a registered Research Analyst under SEBI (Research Analyst) Regulations, 2014 having Registration no. INH000001766. NBSPL is also a registered Stock Broker with National Stock Exchange of India Limited, BSE Limited, Metropolitan Stock Exchange of India Limited, Multi Commodity Exchange of India Limited and , National Commodity and Derivative Exchange Limited in Capital Market , Equity and Commodities derivatives segments and Currency Derivatives Segment .

NBSPL has other business divisions with independent research teams separated by Chinese walls, and therefore may, at times, have different or contrary views on stocks and markets.

NBSPL or its associates have not been debarred / suspended by SEBI or any other regulatory authority for accessing / dealing in securities Market since last 20 years. NBSPL, its associates or analyst or his relatives do not hold any financial interest (Except Investment) in the subject company. NBSPL or its associates or Analyst do not have any conflict or material conflict of interest at the time of publication of the research report with the subject company. NBSPL or its associates or Analyst or his relatives may or may not hold beneficial ownership of 1% or more in the subject company at the end of the month immediately preceding the date of publication of this research report.

NBSPL or its associates / analyst has not received any compensation / managed or co-managed public offering of securities of the company covered by Analyst during the past twelve months. NBSPL or its associates have not received any compensation or other benefits from the company covered by Analyst or third party in connection with the research report. Analyst has not served as an officer, director or employee of Subject Company. NBSPL / analyst has not been engaged in market making activity of the subject company.

**Analyst Certification:** The research analysts and authors of these reports, hereby certify that the views expressed in this research report accurately reflects my/our personal views about the subject securities, issuers, products, sectors or industries. It is also certified that no part of the compensation of the analyst(s) was, is, or will be directly or indirectly related to the inclusion of specific recommendations or views in this research. The analyst(s) principally responsible for the preparation of this research report and has taken reasonable care to achieve and maintain independence and objectivity in making any recommendations.



**Disclaimer:**

The Research Report is for the personal information of the authorized recipient and does not construe to be any investment, legal or taxation advice. NBSPL is not soliciting any action based upon it. Nothing in the research report shall be construed as a solicitation to buy or sell any security or product, or to engage in or refrain from engaging in any such transaction. In preparing the research report, we did not take into account the investment objectives, financial situation and particular needs of the reader.

The research report has been prepared for the general use of the clients of NBSPL and must not be copied, either in whole or in part, or distributed or redistributed to any other person in any form. If you are not the intended recipient you must not use or disclose the information in the research report in any way. Though disseminated to all the customers simultaneously, not all customers may receive the research report at the same time. NBSPL will not treat recipients as customers by virtue of their receiving the research report. The research report is not directed or intended for distribution to or use by any person or entity resident in a state, country or any jurisdiction, where such distribution, publication, availability or use would be contrary to law, regulation or which would subject NBSPL & its group companies to registration or licensing requirements within such jurisdictions.

The report is based on the information obtained from sources believed to be reliable, but we do not make any representation or warranty that it is accurate, complete or up-to-date and it should not be relied upon as such. We accept no obligation to correct or update the information or opinions in it. NBSPL or any of its affiliates or employees shall not be in any way responsible for any loss or damage that may arise to any person from any inadvertent error in the information contained in the research report. NBSPL or any of its affiliates or employees do not provide, at any time, any express or implied warranty of any kind, regarding any matter pertaining to this report, including without limitation the implied warranties of merchantability, fitness for a particular purpose, and non-infringement. The recipients of the research report should rely on their own investigations.

This information is subject to change without any prior notice. NBSPL reserves its absolute discretion and right to make or refrain from making modifications and alterations to this statement from time to time. Nevertheless, NBSPL is committed to providing independent and transparent recommendations to its clients, and would be happy to provide information in response to specific client queries.

Before making an investment decision on the basis of research report, the reader needs to consider, with or without the assistance of an adviser, whether the advice is appropriate in light of their particular investment needs, objectives and financial circumstances. There are risks involved in securities trading. The price of securities can and does fluctuate, and an individual security may even become valueless. International investors are reminded of the additional risks inherent in international investments, such as currency fluctuations and international stock market or economic conditions, which may adversely affect the value of the investment. Opinions expressed are subject to change without any notice. Neither the company nor the director or the employees of NBSPL accept any liability whatsoever for any direct, indirect, consequential or other loss arising from any use of the research report and/or further communication in relation to the research report. Here it may be noted that neither NBSPL, nor its directors, employees, agents or representatives shall be liable for any damages whether direct or indirect, incidental, special or consequential including lost revenue or lost profit that may arise from or in connection with the use of the information contained in the research report.

Copyright of this document vests exclusively with NBSPL.

Our reports are also available on our website

Registration granted by SEBI and certification from NISM in no way guarantee performance of NBSPL or provide any assurance of returns to investors.

**Nirmal Bang Research (Division of Nirmal Bang Securities Pvt. Ltd.)**

B-2, 301/302, Marathon Innova,  
Opp. Peninsula Corporate Park  
Off. Ganpatrao Kadam Marg  
Lower Parel(W), Mumbai-400013  
Board No. : 91 22 6723 8000/8001  
Fax. : 022 6723 8010